

# Egold Tutorial

## A. Sekilas Tentang Egold

Dalam setiap aktifitas bisnis di internet, diperlukan suatu alat pembayaran yang digunakan dalam bertransaksi. Alat pembayaran digital ini disebut dengan e-currency, yaitu alat pembayaran yang sah dan diterima secara umum di seluruh dunia, salah satu contohnya adalah credit card. Namun penggunaan credit card melalui media internet masih terbatas, karena tingkat keamanan yang bermasalah. Indonesia juga mempunyai masalah dalam penggunaan credit card ini, karena sudah di black listed oleh merchant-merchant di banyak negara karena tingginya penyalahgunaan kartu kredit. Sebagai alternatif lain, pembayaran ataupun penerimaan uang dalam transaksi bisnis di Internet dapat menggunakan e-currency lain, salah satunya e-gold.

## B. Apa itu e-gold ?

E-gold adalah salah satu e-currency atau alat pembayaran digital baru yang dikeluarkan oleh e-gold Ltd., yang berkedudukan di Nevis, dan berlaku global. Standar nilainya didasarkan pada 100 % harga emas murni yang berlaku di pasar dunia, ditampilkan dalam bentuk rekening tabungan egold.

E-gold adalah suatu mata uang seperti halnya mata uang lain, seperti rupiah (IDR) maupun dolar amerika (US\$), namun bukanlah suatu mata uang nasional suatu negara. Ini berarti tidak ada negara yang mengeluarkan uang kertas ataupun logam dalam mata uang e-gold. Malahan setiap transaksi secara elektronik melalui internet dilakukan menggunakan e-gold. Nilai transaksi adalah berdasarkan berat emas murni. Dan anda dapat mengubah egold ke dalam bentuk mata uang lain ( US Dollars, British Pounds, Deutche Marks, ... dan atau sebaliknya)

E-gold sudah diakui oleh banyak merchant di seluruh dunia dalam melakukan transaksi on-line di Internet dan sebagai alat pembayaran yang sah. E-gold mempunyai website yang dijamin keamanannya dengan secure server 128 bit SSL. Anda dapat membuka rekening tanpa dikenakan biaya sedikitpun alias gratis, seperti halnya yang anda lakukan bila anda membuka rekening tabungan di Bank. Setelah anda mempunyai

rekening e-gold, anda dapat memasukkan dana anda ke rekening e-gold dengan cara membeli egold, dan sebaliknya anda dapat mencairkan dana e-gold anda dengan cara menjualnya. Biasanya penyedia layanan ini disebut exchanger egold, dan salah satunya adalah [www.medan-egold.com](http://www.medan-egold.com).

### **C. E-gold sebagai solusi transaksi di internet**

Seperti dikatakan di atas, bahwa dalam transaksi di internet diperlukan suatu alat pembayaran digital, maka dapat dikatakan e-gold merupakan suatu solusi dalam transaksi bisnis di Internet.

Manfaat dari e-gold antara lain

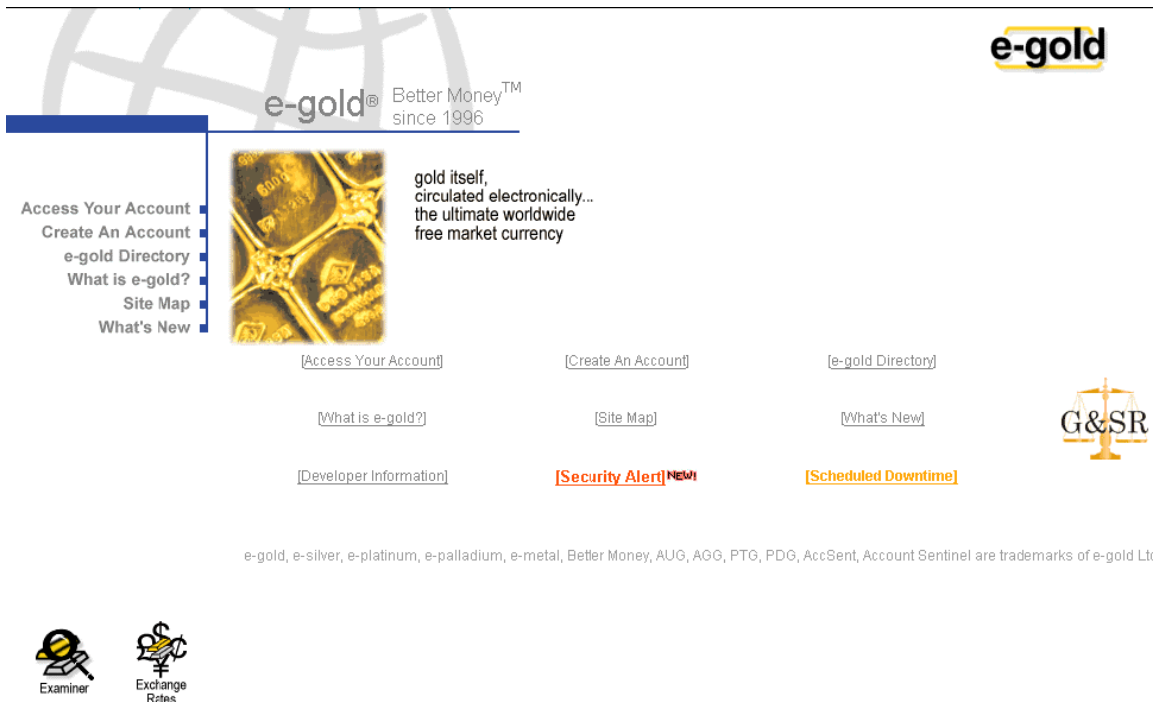
- Berbelanja online, misalnya di: [goldstores.com](http://goldstores.com)
- Menyimpan emas secara praktis dan efisien
- Melakukan pembayaran dari orang ke orang
- e-commerce
- Payroll
- Membayar tagihan
- Menyumbang
- Spekulasi/trading, misalnya di [www.gcitrading.com](http://www.gcitrading.com) , [www.betonmarkets.com](http://www.betonmarkets.com) atau <http://www.marketiva.com>

Anda dapat memanfaatkan rekening e-gold ini untuk menerima pembayaran dan melakukan pembayaran. E-gold memiliki website yang dijamin keamanannya dengan secure server 128 bit SSL. Anda dapat membuka rekening tanpa dikenakan biaya seperti halnya bila anda membuka rekening di bank, setelah itu anda dapat memasukkan dana anda ke rekening e-gold dengan cara membeli e-gold, dan sebaliknya anda dapat mencairkan dana e-gold anda dengan cara menjualnya. Transfer antar e-gold adalah Real Time, langsung sampai ke rekening tujuan. E-gold mengenakan fee transfer yang dapat anda lihat di <http://www.e-gold.com/newfees.html>.

Membuka Rekening E-gold, ikuti petunjuk berikut ini :

# e-gold

Di bawah ini adalah halaman pertama yang anda lihat ketika anda mengakses <http://www.e-gold.com>



The screenshot shows the e-gold website homepage. At the top right is the e-gold logo. Below it, the text reads "e-gold® Better Money™ since 1996". A central image shows gold bars with the text "gold itself, circulated electronically... the ultimate worldwide free market currency". To the left is a navigation menu with items: "Access Your Account", "Create An Account", "e-gold Directory", "What is e-gold?", "Site Map", and "What's New". Below the menu are several links: "[Access Your Account]", "[Create An Account]", "[e-gold Directory]", "[What is e-gold?]", "[Site Map]", "[What's New]", "[Developer Information]", "[Security Alert] **NEW!**", and "[Scheduled Downtime]". On the right side, there is a "G&SR" logo. At the bottom left, there are icons for "Examiner" and "Exchange Rates". At the bottom center, a small line of text reads: "e-gold, e-silver, e-platinum, e-palladium, e-metal, Better Money, AUG, AGG, PTG, PDG, AccSent, Account Sentinel are trademarks of e-gold Ltd".

Dari halaman di atas, klik *Create Account* dari menu yang berada di sebelah kiri yang akan mengarahkan anda ke halaman seperti di bawah.

Please review the e-gold Account User Agreement and select the appropriate button to continue.

e-gold Account User Agreement  
Last modified: 2003-12-20

THIS AGREEMENT SETS FORTH THE TERMS AND CONDITIONS UNDER WHICH E-GOLD LTD. WILL PROVIDE ITS E-GOLD® ACCOUNT SERVICES. THIS AGREEMENT DESCRIBES USER'S RIGHTS AND OBLIGATIONS WHEN USING THESE SERVICES. USER MUST READ IT CAREFULLY AND BE SURE USER UNDERSTANDS THESE TERMS AND CONDITIONS.

CREATION OR USE OF AN E-GOLD ACCOUNT MEANS USER ACCEPTS ALL THE TERMS AND CONDITIONS OF THIS AGREEMENT.

THE PARTIES TO THIS AGREEMENT ARE THE ISSUER AND THE USER.

1. Definition of Terms

1.1. "e-metal" means Issuer's family of account based electronic currencies. Each e-metal currency in circulation is 100% backed at all times with unencumbered bullion bars

There is no cost or obligation associated with creating an account.

Bacalah Terms & Conditions, yang ada, lalu klik di tombol *I AGREE*. Lalu anda akan diarahkan ke *New e-gold™ Account Creation Form* pada halaman berikutnya

 Exchange Rates

[Home](#) [Terms of Use](#) [About Us](#) [FAQ/Contact](#) [Access Account](#)

 128 bit SSL

Account Creation

**New e-gold™ Account Creation Form**

Fill in the following information and then click "Open" to create your e-gold account.

The Account Creation form includes fields for name, address, e-mail, and phone of a point of contact for the account. These fields are strictly for our use in the event we need to contact you. E-gold Ltd. will not sell, lease, or otherwise release mailing lists or contact information without your explicit consent.

Supply a passphrase of your choosing. A nonsense, virtually random combination of letters and digits is best, at least 6 characters long. Make sure you remember what you enter!

Your new account number will be mailed to the email address you enter below. Ensure that it is a valid email address. All subsequent access to your account will require entry of correct Account Number and corresponding passphrase. Again, there is no fee or obligation for creating an account.

**1. Account Name**  
Specify a name for your account. The account name will be displayed when someone is spending or receiving e-metal to this account. An optional description may be entered.

Examples: "Joe's e-gold account", "ABC Widgets Inc", "Caesar J. Oglethorpe".

Account Name:   
Description:   
Additional Description:

**2. User Name**  
Specify a user name for yourself. The user name will be displayed in the account history, to clarify one account user from another. Currently a single user is supported per account. You may also enter a description of the user if desired.

Example User Names: "Joe Hampton", "Dr. N", "Caesar J. Oglethorpe".

Halaman di atas merupakan halaman pertama dari application form. Jika anda scroll ke bawah, anda akan melihat kolom-kolom yang anda akan isi.

The screenshot shows the 'Account Creation' page with the following sections:

- Phone:** [Input field]
- Fac:** [Input field]
- Alternate Passphrase:** (Payment verification use) [Input field]
- 4. Passphrase**
  - Use the SPIC passphrase entry button to SmartKeyboard loggers and common strokes.
  - New e-gold Account Passphrase:** [Input field]
  - (Minimum length 8)  
(Must contain Alphabetical and Numerical characters)  
(Do not reuse a passphrase from other web sites)
  - New e-gold Account Passphrase again:** (Verify) [Input field]
- 5. Turing Number Entry**
  - NOTE:** This is not your e-gold account number. Your new account number will be emailed to you.
  - Enter the sequence of random numbers displayed in the above grid:
  - [Grid showing numbers: 8, 3, 2, 5, 1, 9]
  - Apply/Save Number** [Button]
  - Requiring this number entry prevents other sites from submitting your information to e-gold automatically. It also prevents certain Denial of Service Attacks.

At the bottom, there is an **Open** button and the text: "Please Be Patient After Clicking Open..."

Gambar diatas menunjukkan bagian akhir dari form yang diisi oleh anda. Isilah dengan keterangan yang lengkap dan benar sesuai dengan petunjuk yang sudah diberikan di samping kolom.

Application anda akan kelihatan seperti gambar di bawah ini, namun dengan keterangan personal anda.

The screenshot shows the 'New e-gold™ Account Creation Form' with the following sections:

- Fill in the following information and then click "Open" to create your e-gold account.
- The Account Creation form includes fields for name, address, e-mail, and phone of a point of contact for the account. These fields are strictly for our use in the event we need to contact you. E-gold Ltd. will not sell, lease, or otherwise release mailing lists or contact information without your explicit consent.
- Supply a passphrase of your choosing. A nonsense, virtually random combination of letters and digits is best, at least 8 characters long. Make sure you remember what you enter!
- Your new account number will be mailed to the email address you enter below. Ensure that it is a valid email address. All subsequent access to your account will require entry of correct Account Number and corresponding passphrase. Again, there is no fee or obligation for creating an account.
- 1. Account Name**
  - Specify a name for your account. The account name will be displayed when someone is spending or receiving e-metal to this account. An optional description may be entered.
  - Examples: "Joe's e-gold account", "ABC Widgets Inc", "Caesar J. Ogilthorpe".
  - Account Name:** [Input field: My Account]
  - Description:** [Input field]
  - Additional Description:** [Input field]
- 2. User Name**
  - Specify a user name for yourself. The user name will be displayed in the account history, to clarify one account user from another. Currently a single user is supported per account. You may also enter a description of the user if desired.
  - Example User Names: "Joe Hampton", "Dr. N", "Caesar J. Ogilthorpe".
  - Example Descriptions: "Trustee", "Deputy Controller"

Bagian kedua :

**3. Point of Contact**  
Specify the account point of contact information. This must be the name and address of a real person. Please fill in a complete mailing address.

Name:   
Address:   
City:   
State/Province:   
Country/ZIP/Postal Code:

Your account number will be sent to this email address:  
e-mail:



If you forget your passphrase it is important that this phone number reach you for validation:  
Phone:   
Fax:

Alternate Passphrase:   
(Payment verification use)

**4. Passphrase**  
Use the SRK passphrase entry button to thwart keyboard loggers and common viruses.

New e-gold Account Passphrase:


Dan bagian ketiga :

 Examiner  
 Exchange Rates

[Home](#) | [Terms of Use](#) | [About Us](#) | [FAQ/Contact](#) | [Access Account](#)

128 bit SSL

Account Creation




Fax:

Alternate Passphrase:   
(Payment verification use)

**4. Passphrase**  
Use the SRK passphrase entry button to thwart keyboard loggers and common viruses.

New e-gold Account Passphrase:   
(Minimum length 6)  
Must contain Alphabetical and Numerical characters)  
(Do not reuse a passphrase from other web sites)

New e-gold Account Passphrase again:   
(Verify)

**5. Turing Number Entry**  
  
NOTE: This is not your e-gold account number. Your new account number will be emailed to you.  
Enter the sequence of random numbers displayed in the above grid:  
  
[Click On Turing Number](#)

Requiring this number entry prevents other sites from submitting your information to e-gold automatically. It also prevents certain Denial of Service attacks.

Please Be Patient After Clicking Open...

Setelah seluruh kolom anda isi, klik di tombol *Open* dan tunggu sebentar.

Lalu anda akan melihat halaman seperti gambar di bawah ini:



Home | Terms of Use | About Us | FAQ/Contact | Access Account

Exchange Rates

Account Creation

**e-gold**

Account Created

Your new e-gold™ Account Number has been sent to:

[goldcentury@telstra.com](mailto:goldcentury@telstra.com)

Upon receiving the email message, please [Access Your Account](#) to familiarize yourself with that process. You can then begin spending and receiving e-metal to and from any other e-gold user in the world!

Attention **Hotmail** and **Yahoo** users!

The Account Number email message may be inadvertently placed in the "Junk E-Mail" / "Bulw" folder. Check that folder for the message if it is not appearing in your InBox.

Please [remember your passphrase](#).

Bukalah email account anda dan disana akan anda temukan sebuah e-mail dari e-gold dengan berita e-gold account baru dan nomor account e-gold anda.

Pastikan anda membaca dan mengerti instruksi yang ada di dalam e-mail.

Contoh surat yang dikirim oleh egold seperti pada berikut :

Date: Saturday, March 19, 2005 5:52 PM  
From: NewAccountRobot\_donotreply@e-gold.com To: goldcentury@telstra.com  
**Subject:** Welcome new e-gold user!  
Your new e-gold account number is:  
1990779  
Click on "Access your Account" at the e-gold site to login and begin using your e-gold account. The e-gold site is at:  
<http://www.e-gold.com>

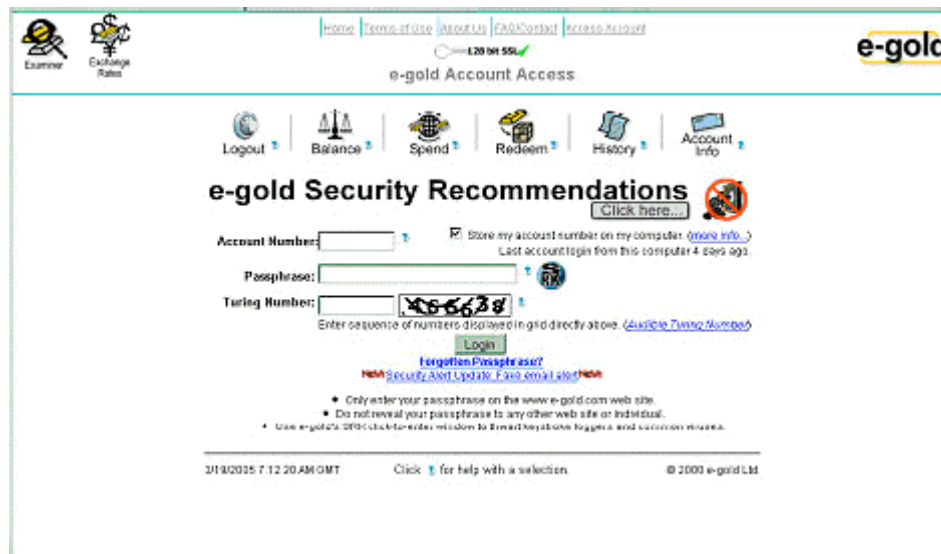
-----  
\* \* \* Read/Save/Print this email message \* \* \*  
-----

Important information about your e-gold account:  
- It's OK to tell others your e-gold account number!  
Other e-gold Users need your e-gold account number in order to Spend e-gold to you. So don't hesitate to display it on your web page, your business cards, or your e-mail signature file.  
- However, \*DO NOT\* reveal your passphrase to others!!!  
Anybody with knowledge of both your e-gold account number and your e-gold passphrase has complete access to your e-gold account; therefore, do not reveal your e-gold account passphrase to others. \*NEVER\* enter your passphrase on any website other than the [www.e-gold.com](http://www.e-gold.com) web site

Bagian berikutnya adalah untuk menunjukkan bagaimana anda mengoperasikan dan menggunakan account egold anda.

## Operating an e-gold account

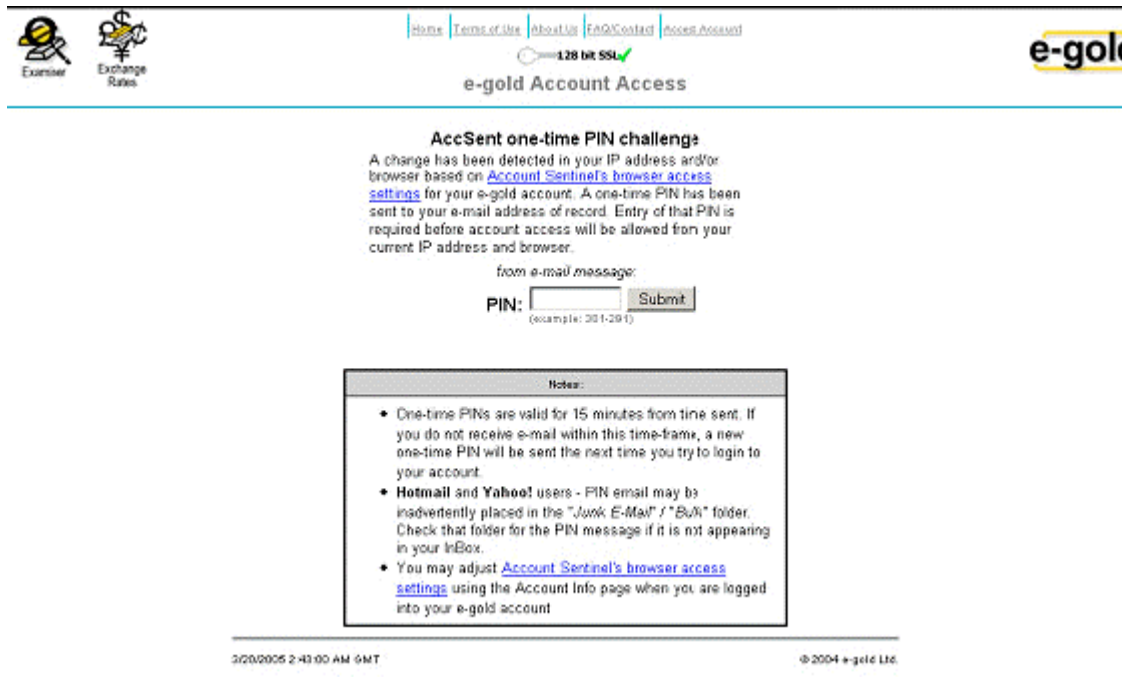
Untuk dapat mengoperasikan account anda, kunjungi <https://www.e-gold.com/acct/login.html>. dan anda akan melihat halaman di bawah ini :



Pada halaman ini, isilah account number anda, anda dapat mengisinya dengan mengetikkan Passphrase anda langsung dari keyboard (**Sangat kami sarankan untuk tidak melakukannya**), copy and paste dari dokumen lain atau menggunakan SRK system: Untuk menggunakan SRK system, klik langsung di icon SRK dan sebuah pop up box akan muncul. Lalu ketik Passphrase anda dengan menggunakan mouse anda pada huruf-huruf yang terdapat pada kotak itu. Metode ini adalah yang paling aman untuk mencegah orang lain untuk mengakses passphrase atau password dari ketikan keyboard anda.

Lalu klik di tombol login dan anda akan menjumpai halaman Information/Configuration anda.

Jika anda mengakses dari komputer yang berbeda, sistem keamanan dari e-gold Ltd. Akan merespon dengan meminta akses pin yang akan tampak seperti gambar di bawah.



The screenshot shows the 'e-gold Account Access' page. At the top, there are navigation links: Home, Terms of Use, About Us, FAQ/Contact, and Access Account. Below these links is a '128 bit SSL' security indicator. The main heading is 'e-gold Account Access'. The central message is 'AccSent one-time PIN challenge', explaining that a change in IP address or browser has been detected. It instructs the user to enter a one-time PIN sent to their email. Below this is a form with a 'PIN:' label, a text input field, and a 'Submit' button. A 'Notes' box contains three bullet points: 1) One-time PINs are valid for 15 minutes. 2) Hotmail and Yahoo! users may have their PIN email in the 'Junk E-Mail' or 'Bulk' folder. 3) Users can adjust 'Account Sentinel's browser access settings' in the Account Info page. At the bottom, the date '3/20/2005 2:43:00 AM GMT' and copyright '© 2004 e-gold Ltd.' are visible.

Anda akan mendapatkan nomor pin yang dikirimkan ke anda melalui email address yang anda tuliskan dalam keterangan diri anda. E-mail yang anda terima akan berisi informasi seperti berikut.

PIN: 262-904  
Acct: 1990779  
Expires: 3/20/2005 2:58:00 AM GMT  
IP: xxx.xxx.xxx.xxx

--

**Explanation:**

The security settings on e-gold account 1990779 require new PIN entry when a change in computer and/or location is detected.

If you did not attempt to login to e-gold account 1990779 at 3/20/2005 2:43:00 AM GMT, this suggests that somebody besides you knows the passphrase to your e-gold account due to poor security practices on your part! In that case you should immediately take the following steps in the following order:

1. Login to your e-gold account

If the one-time PIN is still active (see above), your successful login will deactivate it.

2. Change the passphrase on your e-gold account

Use e-gold's Secure Randomized Keypad (SRK) in case your computer is infected with a keystroke logger or virus.

3. Read and implement the security recommendations published on the e-gold website.

Don't put this step off, or you risk compromising your new passphrase as well!

Anda akan dapat mengakses kembali account e-gold anda jika anda mengisikan kolom PIN dengan nomor yang diberikan lewat email. Hal ini dilakukan oleh pihak e-gold Ltd. Untuk menjaga account anda dari akses yang tidak benar dari komputer lain. Berikutnya adalah keterangan informasi dan konfigurasi dari account egold anda.

### **Information/Configuration**

Informasi dan konfigurasi adalah halaman pertama yang akan anda lihat ketika anda login pertama kali. Halaman ini berisi tentang bagaimana anda mengakses account anda dan dari IP address komputer mana. Kecuali Jika anda cukup familiar dengan aktivitas ini, kami sarankan kepada anda untuk tidak mengubahnya sampai anda sudah mengerti dan terbiasa dengan aktivitas ini. Oh ya, permintaan PIN dari komputer anda akan terjadi hanya jika anda mengakses account e-gold anda dari komputer lain.

## MENU

Pada bagian atas dari setiap halaman account anda, anda akan melihat menu. Dari menu ini anda dapat mengakses ke berbagai area dari account anda.:



Mari kita cek balance dari account anda. Untuk mengaksesnya cukup klik Balance dan anda akan dibawa menuju ke halaman berikut :

Account 1990779 (My Account)		
Available e-metal <sup>®</sup> balance		
Equiv.		
	Weightgrams	Current Value* in
e-metal	(oz. troy)	USD - US \$
none	0	0

*NOTE: These are cleared balances; available for spending or redemption.*

*\* Your e-metal balance is accounted by weight. Equivalent current fiat values are displayed for reference only, and will fluctuate. The equivalent fiat values are calculated according to the [exchange rates](#) e-gold Ltd. displays.*

Jika anda memilih *Spend* dari menu, anda akan muncul di halaman berikut ini :

**e-metal<sup>®</sup> payment order**

Pay:  (recipient e-gold account number, e.g. 101961)

Amount:  (numerical amount of chosen units, e.g. 1000.00)

of

Memo:  (optional - will be visible to both payer and payee in account history)

From: **1990779 (My Account)**

[Preview](#)

After clicking Preview, you will be presented with a summary of the transaction you have entered.  
At that point you may choose to Confirm this e-metal spend.  
Once you confirm an e-metal spend, you can not reverse the transaction and take your e-gold back.  
(See [non-refundation policy](#))

Masukkan nomor account yang anda ingin kirim e-gold, dan jumlahnya di kolom yang disediakan. Dan jangan lupa untuk memilih unit yang akan anda transfer, apakah berupa dalam satuan dolar, dalam satuan euro, dalam satuan mata uang lain, bahkan dalam dalam satuan grams ataupun dalam satuan ounce. Contohnya ? perhatikan gambar di bawah ini.

**e-metal<sup>®</sup> payment order**

Pay:  (recipient e-gold account number, e.g. 101961)

Amount:  (numerical amount of chosen units, e.g. 1000.00)

of

Memo:  (optional - will be visible to both payer and payee in account history)


From: **1990779 (My Account)**

[Preview](#)

After clicking Preview, you will be presented with a summary of the transaction you have entered.  
At that point you may choose to Confirm this e-metal spend.  
Once you confirm an e-metal spend, you can not reverse the transaction and take your e-gold back.  
(See [non-refundation policy](#))

Pada halaman ini saya akan mentransfer 20 cent US \$ ke account lain. Pastikan anda MEMASUKKAN NOMOR ACCOUNT PENERIMA DENGAN BENAR. ANDA TIDAK BISA MEMPEROLEH KEMBALI E-GOLD ANDA SETELAH ANDA MENTRANSFERNYA.

Pilihlah preview dan anda akan diarahkan ke halaman berikutnya.



Logout Balance Spend Redeem History Account Info

**e-metal<sup>®</sup> payment order preview**

Pay: 129542 (Gold Century Press)

This is the first time you have spent to this particular e-gold account. Please make sure that it is the account that you intend to spend to.

Amount: .20 US Dollars' worth of Gold

Memo: test

From: 1990779 (My Account)

Calculated payment weight = 0.000455 oz. (0.014160 grams)  
Equivalent USD amount of this payment: \$0.20  
Applicable Conversion factors:  
1 oz. buy = 31.1034768 grams  
0.014 exchange rate = 150.30 USD/oz.

If you agree with this order, Click the confirm button to spend now...

Once you confirm an e-metal spend, you can not reverse the transaction and take your e-gold back.  
(See [www.regulation.com](#))

Sekarang, anda dapat mengecek kembali sebelum dikonfirmasi untuk dikirim. Jika ada kesalahan dalam pengisian, klik back di browser anda dan kembali ke halaman sebelumnya. Jika memang sudah benar, klik *Confirm*. Dan anda akan melihat halaman berikut ini.

e-metal<sup>®</sup> payment confirmation: **Batch 42983432**  
Paid To: **129542 (Gold Century Press)**  
Amount: **.20 US Dollars' worth of Gold**  
Memo: test  
  
From: **1990779 (My Account)**

Actual payment weight = 0.000455 oz. (0.014160 grams)  
Applicable Conversion factors:  
1 oz. troy = 31.1034768 grams  
Gold exchange rate = 430.30USD/oz.

The e-metal payment was successful.  
**Your batch number for confirmation is 42983432**  
Thank you for using e-gold.

3/20/2005 2:53:47 AM GMT

[Click](#) for help with a selection.

© 2000 e-gold Ltd.

Seperti yang anda lihat, saya telah melakukan transfer sebesar 20 cent kepada Gold Century Press. Hal ini mengakibatkan saldo dari Gold Century Press akan meningkat dan saldo kita akan berkurang.

Account 1990779 (My Account)

Available e-metal<sup>®</sup> balance

e-metal	Weight (oz. troy)	Equiv. Grams	Dollar Value
Current Value* in Gold	0.001701	0.0529	0.75

## History

Area lain yang cukup penting adalah History. Dengan mengklik icon history, anda dapat mengetahui sejarah transaksi yang dilakukan oleh account anda.

[Logout](#) | [Balance](#) | [Spend](#) | [Redeem](#) | [History](#) | [Account Info](#)

Please select the date range and options you'd like to view...

Starting Date:    Quick Date Select [\(GMT\)](#)  
Ending Date:

Note: Transactions displayed from the beginning of the starting date through the end of the ending date.  
Dates/Times are displayed and entered in GMT

Payments Received  Payments Made  
 Fulfilled InExchanges  OutExchanges  
 Bailments  Redemptions  
 Fees  Incentive Payments

and match Batch #:  and match To/From Account #:   
and match e-metal:  and match merchant reference #:   
(leave matching fields blank for all batches/accounts)

Dari sini juga anda pat melihat berbagai pilihan yang anda mau, seperti :payments received, payments made (spends) dan informasi lain. Pilihlah option yang anda akan lihat untuk melihat detailnya. Berikut ini saya meminta summary dari Payments Received dan Payments Made dari tanggal 1 sampai dengan 20 maret 2005.

[Logout](#) | [Balance](#) | [Spend](#) | [Redeem](#) | [History](#) | [Account Info](#)

Please select the date range and options you'd like to view...

Starting Date:    Quick Date Select [\(GMT\)](#)  
Ending Date:

Note: Transactions displayed from the beginning of the starting date through the end of the ending date.  
Dates/Times are displayed and entered in GMT

Payments Received  Payments Made  
 Fulfilled InExchanges  OutExchanges  
 Bailments  Redemptions  
 Fees  Incentive Payments

and match Batch #:  and match To/From Account #:   
and match e-metal:  and match merchant reference #:   
(leave matching fields blank for all batches/accounts)

Dengan memilih view detailed summary, anda akan melihat summary berikut ini:

Tentu saja summary ini hanya terbatas untuk account anda sendiri. Anda tidak bisa melihat transaksi summary account orang lain. ☺ .

**Account 1990779 (My Account)**  
History Page 1 of 1  
(1-2 of 2 entries)  
Date: 3/1/2005 - 3/20/2005  
Transactions: [Payments Made](#) [Payments Received](#)

<a href="#">Time</a> <small>(GMT)</small>	<a href="#">Type</a>	<a href="#">Batch</a>	<a href="#">e-metal</a>	<a href="#">Weight</a> <small>(troy oz.)</small>	<a href="#">To/From</a> <a href="#">Account</a>	<a href="#">Entered</a> <a href="#">Amount</a>	<a href="#">Rate</a>
3/20/2005 02:42	Payment Received From: Gold Century Press Memo: test	42983232	Gold	+0.002276	129542	1.00 USD	429.20
3/20/2005 02:53	Payment Made To: Gold Century Press Memo: test	42983432	Gold	-0.000455	129542	0.20 USD	429.20

You may sort the history report by any column by clicking on the column header.  
Click the same column header again to reverse the order of the sort.  
For a detailed description of column headers click here: [?](#)  
[Click here to download CSV format file of this history report. ?](#)

---

3/20/2005 3:05:12 AM GMT      Click [?](#) for help with a selection.      © 2000 e-gold Ltd.

### **Menerima Dana melalui e-gold**

Untuk menerima e-gold di rekening anda, anda cukup memberikan nomor account anda dan **Pastikan anda memberikan noor account yang benar, dan termasuk nama account untuk memastikan kebenaran account anda. Jangan berikan Passphrase anda kepada siapapun !**

Untuk keluar dari e-gold (log out), **pastikan selalu anda mengklik icon Logout**, jangan hanya meng-close windows nya saja.

Demikianlah saran kami untuk ,menggunakan egold. Semoga bermanfaat.